



Key Performance Indicators

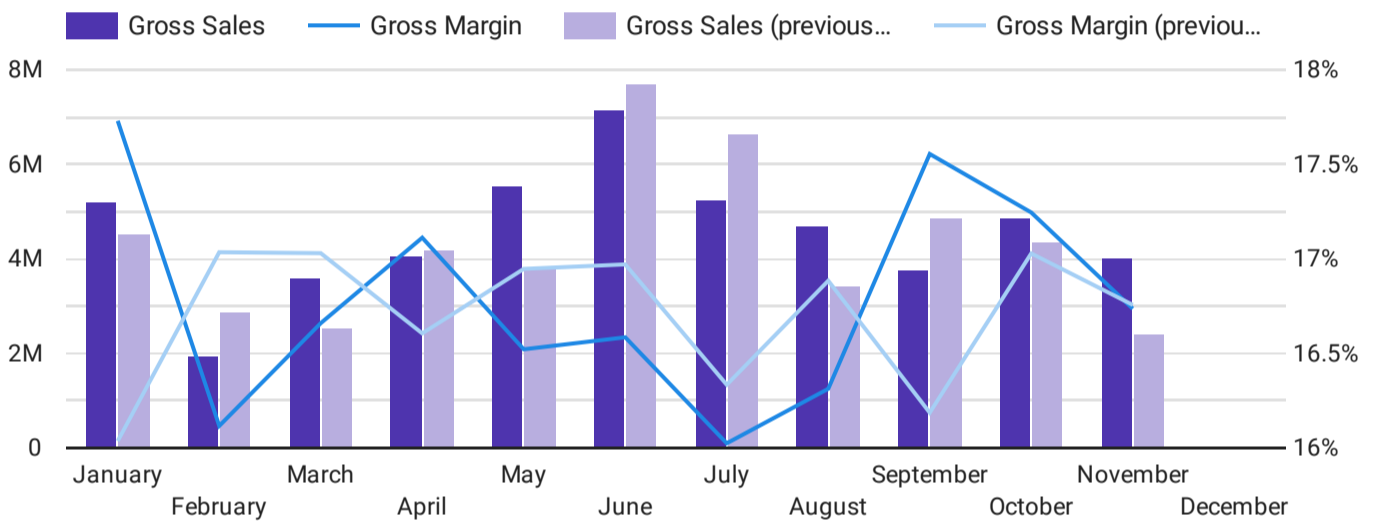
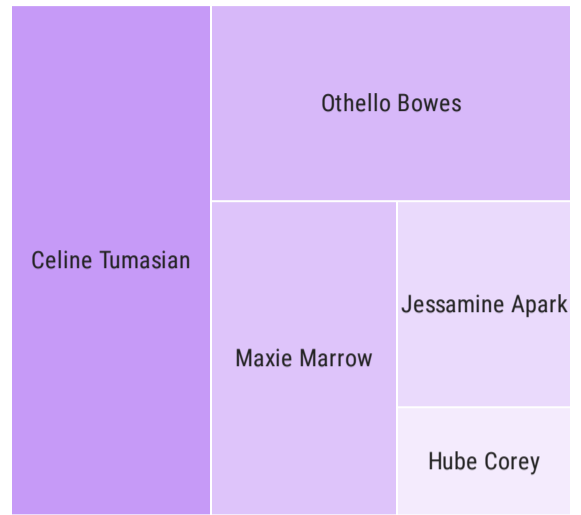
Gross Sales
56.7M
↑ 126.7K

Cost of Sales
47.2M
↑ 108.8K

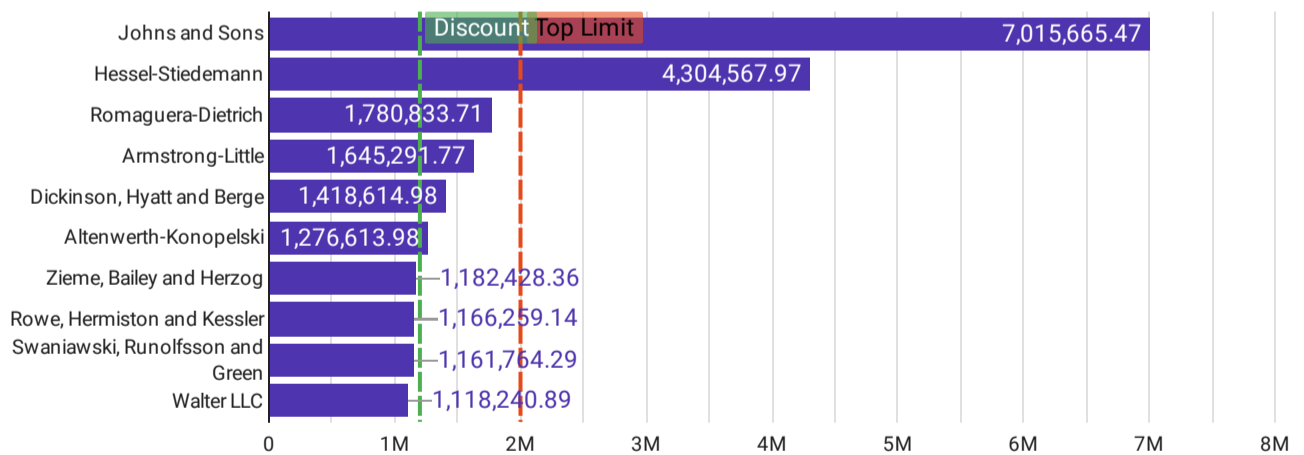
Gross Profit
9.5M
↑ 17.9K

Gross Margin
16.8%
↓ -0.01%

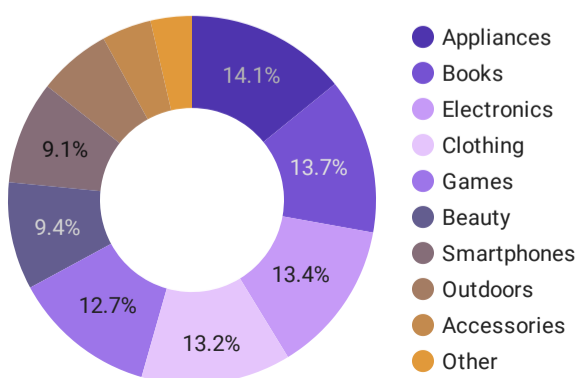
Top 5 Sales Managers



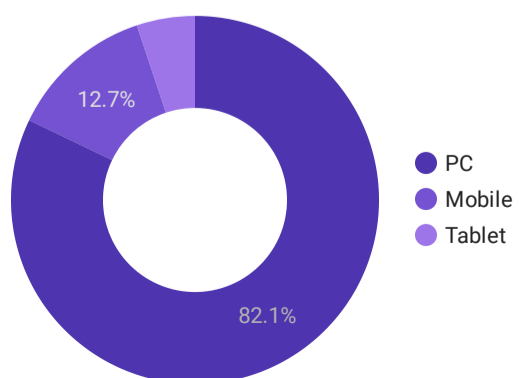
Top 10 Customers (Sales)



Sales per Category



Device Type





Key Performance Indicators

Gross Sales

50.1M

↑ 2.8M

Cost of Sales

41.7M

↑ 2.3M

Gross Profit

8.4M

↑ 522.3K

Gross Margin

16.8%

↑ 0.12%



Device Type / Gross Sales						
Country	Manager	Sales Rep	PC	Mobile	Tablet	Grand total
Portugal	Celine Tumasi...	Corene Shirer	3,646,564	87,513	40,468	3,774,545
		Aurelie Wren	2,598,898	290,498	413,829	3,303,225
		Brynn Demps...	2,675,686	221,011	179,323	3,076,020
		Hortense Gerr...	1,999,026	477,021	333,269	2,809,316
		Smitty Culver...	1,989,810	487,744	-	2,477,555
France	Othello Bowes	Amelina Pisc...	1,933,688	165,262	46,296	2,145,247
		Avrit Chanders	1,341,205	496,969	252,407	2,090,581
		Ora Grennan	1,574,195	334,106	150,889	2,059,190
		Crysta Halls	1,838,919	149,029	-	1,987,947
		Maighdiln Up...	1,099,156	31,162	134,622	1,264,940
Sweden	Maxie Marrow	Madelon Bront	1,717,303	234,995	36,182	1,988,479
		Tarraha Castell...	1,575,501	127,149	98,320	1,800,970
		Anita Woakes	1,447,160	39,313	110,093	1,596,567
		Alyosha Meah	1,365,494	93,997	54,446	1,513,937
		Caro Morfield	787,556	591,359	82,116	1,461,031
UK	Jessamine A...	Winnie Agnolo	1,845,998	231,183	-	2,077,181
		Genevra Char...	1,217,396	65,015	34,749	1,317,159
		Jay Morefield	849,579	77,129	114,101	1,040,809
Grand total			41,361,986	6,030,356	2,747,952	50,140,295